

Leaf *Shape* Match

SHAPE LEARNING & SENSORY BIN FUN!



Leaf Shape Match Sensory Bin-

How to Use:


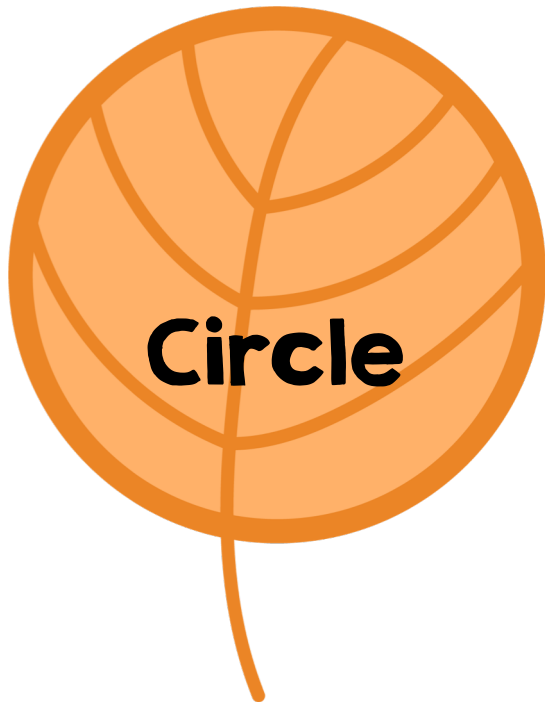



Simply print out the pages, grab a bin, some leaves and you are ready for some shape matching fun!





For best results, print pages on cardstock. You can choose from two options: buy leaves from your local craft supply store (like shown in picture) or you could easily head outside and grab some leaves from a nature walk!

For extra fun, try adding some pumpkins to your sensory bin or tongs to grab the leaf shapes for a little extra fine motor practice!

Have fun and happy Fall learning! 😊

Leaf Shape Match





Clipart & Font Credit



<https://www.teacherspayteachers.com/Store/Chirp-Graphics>

<https://www.teacherspayteachers.com/Store/Essem-Creatives>



<https://www.teacherspayteachers.com/Store/Barefoot-And-Bilingual-Clipart-And-More>

Be sure to check out some of my other products you might like...





Thank You!

I want to thank you so much for downloading this freebie! I hope you enjoy this file and find it to be useful and fun in your learning journey!

Please follow along and check out more like this:

<https://teachfromthemamaheart.com/>

TPT Store- <https://www.teacherspayteachers.com/Store/Teach-From-The-Mama-Heart-Creative-Classroom-Kate>

Happy teaching and learning! 😊